

# TYPE 1 SCREW COVER X RAY DUCT



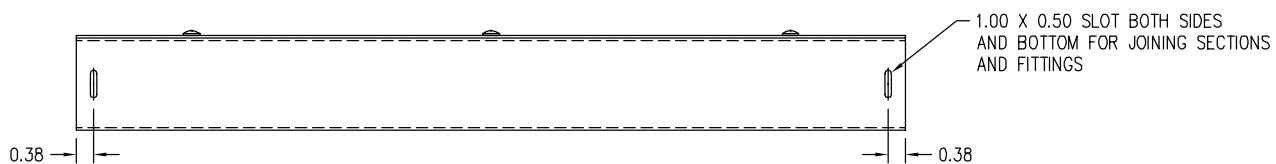
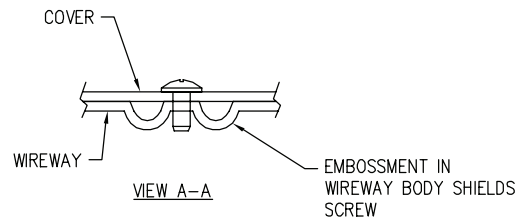
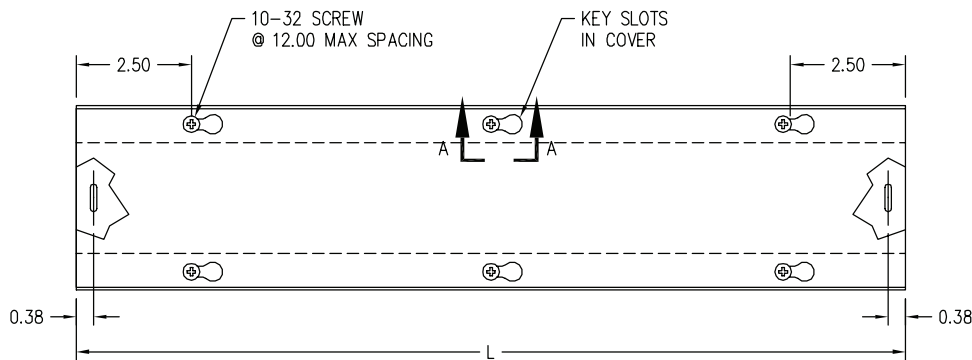
**Construction:** C & I Enclosures Type 1 Painted Screw Cover X-Ray Duct is fabricated in accordance with UL specifications from code gauge steel.

**Finish:** C & I Type 1 X-Ray Duct is provided with an ANSI 61 gray polyester powdercoating inside and out.

Enclosure Size HxDxL	Catalog Number	Weight
10x3.5x12	1-10XR	7
10x3.5x24	2-10XR	15
10x3.5x36	3-10XR	22
10x3.5x48	4-10XR	30
10x3.5x60	5-10XR	37
10x3.5x72	6-10XR	45
10x3.5x84	7-10XR	52
10x3.5x96	8-10XR	60
10x3.5x119	10-10XR	73
18x3.5x12	1-18XR	12
18x3.5x24	2-18XR	23
18x3.5x36	3-18XR	35
18x3.5x48	4-18XR	47
18x3.5x60	5-18XR	58
18x3.5x72	6-18XR	70
18x3.5x84	7-18XR	81
18x3.5x96	8-18XR	93
18x3.5x119	10-18XR	117

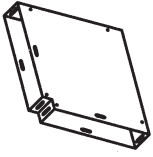
COMPLETE DETAILS AVAILABLE ON OUR WEB SITE

## WIREWAY



# TYPE 1 SCREW COVER XRAY DUCT

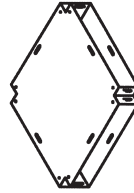
## FITTINGS



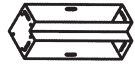
HORIZONTAL 90 ELBOW



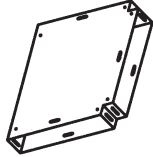
END CAP



CROSS



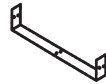
VERTICAL 90 ELBOW



HORIZONTAL TEE



VERTICAL TEE



U-CONNECTOR

Fitting Description 10" High	Catalog Number	Weight
60" Divider	60-XRD	5
120" Divider	120-XRD	10
Horizontal 90 Elbow	10-XHL	8
Vertical 90 Elbow	10-XVL	7
Horizontal Tee	10-XHT	7
Vertical Tee	10-XVT	7
Cross	10-XC	8
End Cap	10-XEC	1
U Connector	10-XUC	1
Panel Adapter	10-XPA	2

Fitting Description 18" High	Catalog Number	Weight
60" Divider	60-XRD	5
120" Divider	120-XRD	10
Horizontal 90 Elbow	18-XHL	23
Vertical 90 Elbow	18-XVL	11
Horizontal Tee	18-XHT	23
Vertical Tee	18-XVT	23
Cross	18-XC	24
End Cap	18-XEC	2
U Connector	18-XUC	2
Panel Adapter	18-XPA	2